

## Sink Evo

Bowl on the right

Kitchen Sinks

Code: 3216 051



### DETAILS

Edge/Installation Type	Standard (8 mm Edge)
------------------------	----------------------

Finish	Foster brushed
--------	----------------

Material	AISI 304 stainless steel
----------	--------------------------

Texture	Foster brushed
---------	----------------

Base	90 cm
------	-------

Dimensions	1160x500 mm
------------	-------------

Standard fittings	Fixing hooks, gasket, drain, overflow and siphon, boxed packing
-------------------	---

Mixer holes	1 standard hole - 2nd hole on request
-------------	---------------------------------------

Built-in hole	1140x480 mm
---------------	-------------

Drainer	Yes
---------	-----

Width	116 cm
-------	--------

Bowl dimension	730x400 mm - Thickness: 1 mm
----------------	------------------------------

Number of bowls	1 bowl
-----------------	--------

Waste fitting	3,5" drain
---------------	------------

## FEATURES

Basket 3,5" waste fitting	The drain is equipped with a large 3.5" drain, with the practical basket cap that prevents the discharge of solid parts.
---------------------------	--

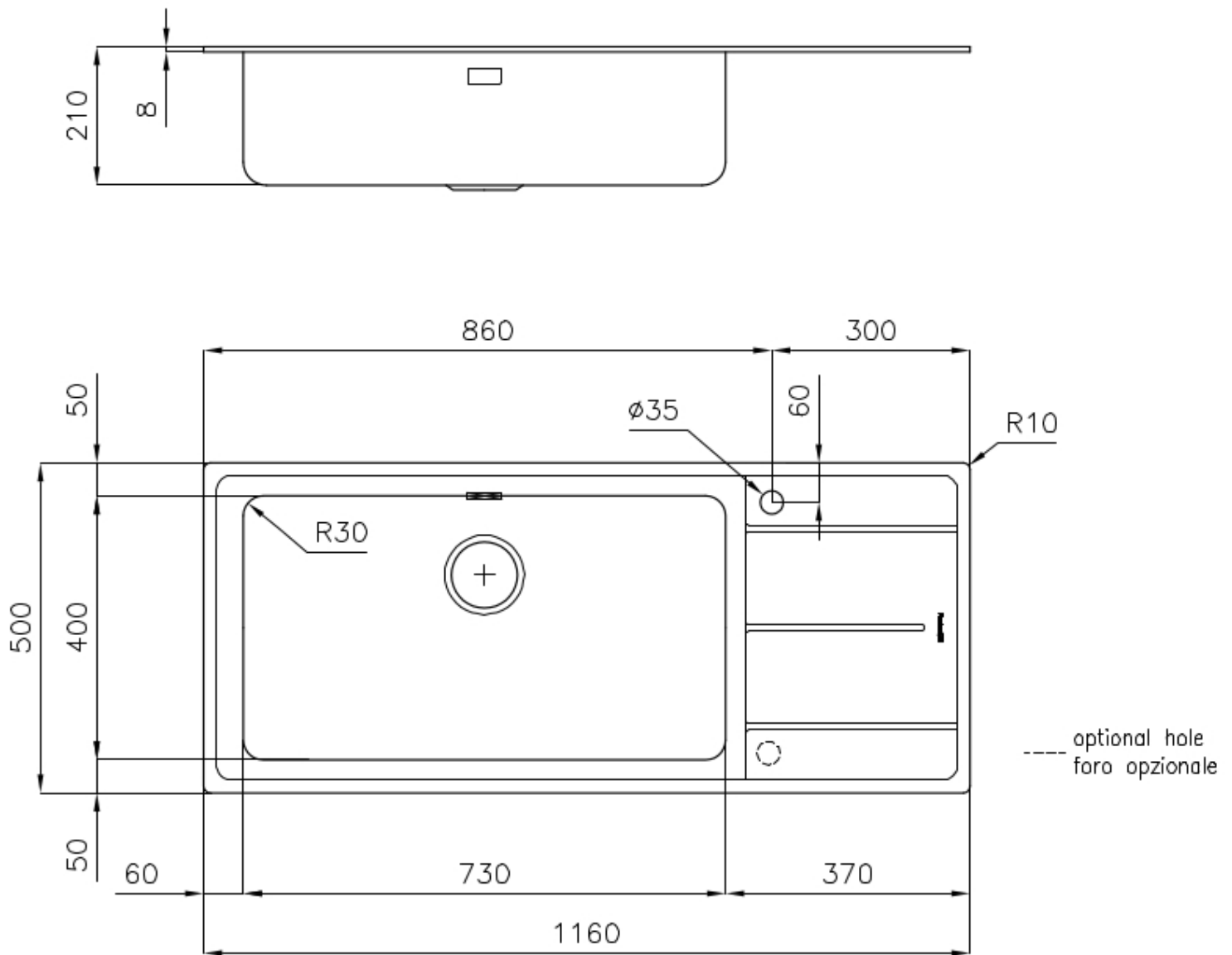
2nd / 3rd hole available	The sink can be customized with the execution on request of additional holes, usable for double-hole mixers, for remote controlled drains or for the installation of soap dispensers. The positions are marked on the drawings with dotted line holes.
--------------------------	--

Perimetral overflow	The overflow is always a security on the Foster sinks that prevents the overflow of water in case of oversights. The perimeter drain solution improves aesthetics thanks to its square and essential shape.
---------------------	---

Small radius	Bowls with squared shapes with a modern design and an increased capacity, for a minimal aesthetics connected with an extreme practicality.
--------------	--

Deep bowls	This bowls reach an important depth, over 20 cm, thanks to the advanced production technology, that can be offer great capieny and praticity in all the washing operations.
------------	---

## TECHNICAL DATA



## OPTIONAL ACCESSORIES



**Cestello inox**  
8612 000



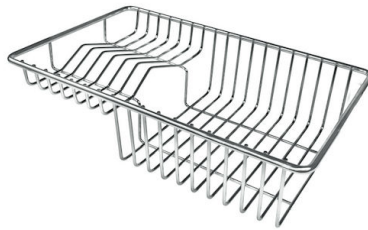
**Glass chopping board**  
8631 300



**HPDE Chopping board**  
8657 001



**HPDE Twin chopping board**  
8644 101



**Stainless steel plate rack**  
8100 303  
\* only in combination with the accessory  
8644 101



**White bowl**  
8153 100



**Glass chopping board**  
8633 300



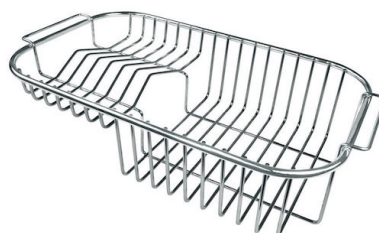
**Graters kit with ring-holder and food collection tray**  
8159 101  
\* only in combination with the accessory  
8644 101



**Iroko-wood chopping board**  
8646 000



**Iroko-wood sliding chopping board**  
8643 000



**Stainless steel plate rack**  
8100 301

## RECOMMENDED PAIRINGS



**Mixer Tap Gamma**  
8483 001

## OPTIONAL AUTOMATIC WASTE FITTINGS



**Automatic waste fitting**  
8407 113



**Space automatic waste fitting**  
8407 108



**Space automatic waste fitting**  
8407 109



**Space Light automatic waste fitting**  
8407 117



**Space Milano automatic waste fitting**  
8407 115



**Space Push automatic waste fitting**  
8407 116